

# Download File PDF Repair Manual Accord Model 2004 Le

#Jenny



Finally I get this ebook, thanks for all these I can get now!

#Rio



Cool! I'am really happy

#Markus Jensen



I did not think that this would work, my best friend showed me this website, and it does! I get my most wanted eBook

#Hun Tsu



wtf this great ebook for free?!

#Che Salsa



My friends are so mad that they do not know how I have all the high quality ebook which they do not!

#Diego Butler



so many fake sites. this is the first one which worked! Many thanks

**INTRODUCTION**

**How to Use This Manual**


This supplement contains information for the 2003-2006 ACCORD LE. Refer to the 2003-2006 ACCORD Service Manual, P/N 803046, for service procedures and data not included in this supplement.

The first page of each section in this manual is back tabbed. Lines up with side of the thumb index tabs on the page and the back cover. You can quickly find the first page of the section without looking through a full table of contents. The symbols printed at the top corner of each page can also be used as a quick reference system.

**Safety Messages**

Your safety, and the safety of others, is very important. To help you, make important decisions we have provided safety messages and other safety information throughout this manual. Of course, it is not practical or possible to warn you about all the hazards associated with servicing this vehicle. You must use your own good judgment.

You will find important safety information in a variety of forms including:
















- Safety Labels** — on the vehicle.
- Safety Messages** — preceded by a safety alert symbol  and one of three signal words: DANGER, WARNING, or CAUTION. These signal words mean:
  - DANGER** You WILL be KILLED or SERIOUSLY HURT if you don't follow instructions.
  - WARNING** You CAN be KILLED or SERIOUSLY HURT if you don't follow instructions.
  - CAUTION** You CAN be HURT if you don't follow instructions.
- Instructions** — how to service this vehicle correctly and safely.

All information contained in this manual is based on the latest product information available at the time of printing. We reserve the right to make changes at anytime without notice. No part of this publication may be reproduced or stored in a retrieval system, or transmitted, in any form by any means, electronic, mechanical, photocopying, recording, or otherwise, without the prior written permission of the publisher. This includes text, figures, and tables.

As you read this manual, you will find information that is preceded by a **NOTE** symbol. The purpose of this message is to help prevent damage to your vehicle, other property, or the environment.

First Edition 03/2003 1304 pages HONDA MOTOR CO., LTD. Service Publications Dept.  
All Rights Reserved. Specifications apply to U.S.A. and Canada.

**As mentioned with SRS components, special precautions are required when servicing marked sections are not included in this manual.**

General Info	
Specifications	
Maintenance	
*Engine Electrical	
Engine	
Cooling	
Fuel and Emissions	
Transaxle	
*Steering	
Suspension	
Brakes (Including VSA)	
*Body	
*Heating, Ventilation and Air Conditioning	
*Body Electrical	
*Restraints	

[Download PDF version of :](#)  
**Repair Manual Accord Model 2004 Le**