

#Jenny



Finally I get this ebook, thanks for all these I can get now!

#Rio



Cool! I'am really happy

#Markus Jensen



I did not think that this would work, my best friend showed me this website, and it does! I get my most wanted eBook

#Hun Tsu



wtf this great ebook for free?!

#Che Salsa



My friends are so mad that they do not know how I have all the high quality ebook which they do not!


#Diego Butler



so many fake sites. this is the first one which worked! Many thanks

CRANKCASE/TRANSMISSION/CRANKSHAFT

SHIFT DRUM
Remove the guide pin clips.
Remove the guide pins, then remove the shift forks.



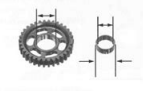
INSPECTION
TRANSMISSION
Check the gear dogs, dog holes and teeth for abnormal wear or lack of lubrication.
Measure the I.D. of each gear.

SERVICE LIMITS: M2: 11.50 mm (0.453 in)
M4: 15.50 mm (0.610 in)
C1: 23.10 mm (0.909 in)
C2: 26.10 mm (1.028 in)

Measure the I.D. and O.D. of the C1 gear bushing.


SERVICE LIMITS: O.D.: 22.85 mm (0.900 in)
I.D.: 26.68 mm (1.051 in)

Check the shift fork groove of the shifter gear for excessive wear or damage.



Measure the O.D. of the mainshaft and countershaft.

SERVICE LIMITS:
At M2 gear: 18.85 mm (0.743 in)
At C1 gear: 19.94 mm (0.785 in)



11-9

REPAREYOURSELF.COM

[Download PDF version of :](#)
Honda Atv Owners Manual