

#Jenny



Finally I get this ebook, thanks for all these I can get now!

#Rio



Cool! I'am really happy

#Markus Jensen



I did not think that this would work, my best friend showed me this website, and it does! I get my most wanted eBook

#Hun Tsu



wtf this great ebook for free?!

#Che Salsa



My friends are so mad that they do not know how I have all the high quality ebook which they do not!


#Diego Butler



so many fake sites. this is the first one which worked! Many thanks

9. Rotate hub. It should rotate smoothly without binding or rough spots or side play.

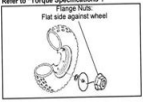
10. Install brake caliper using new bolts. Tighten bolts to specified torque.



18 ft. lbs. (24 Nm)

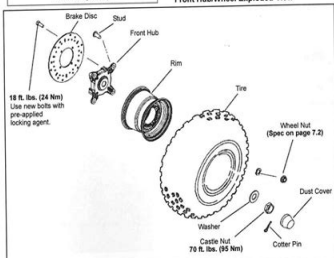
**CAUTION**  
New brake disc bolts have a pre-applied locking agent which is destroyed upon removal. Always use new brake disc mounting bolts upon assembly if removed.

11. Install wheel, washers, wheel nuts, and tighten evenly in a cross pattern to specified torque. Refer to "Torque Specifications".



Flat side against wheel flange hub

**7**



Brake Caliper Bolt Torque  
18 ft. lbs. (24 Nm)

Front Hub/Wheel Exploded View

18 ft. lbs. (24 Nm)  
Use new bolts with pre-applied locking agent.

Brake Disc  
Front Hub  
Rim  
Tire  
Wheel Nut (Spec on page 7.2)  
Dust Cover  
Washer  
Caster Nut  
78 ft. lbs. (105 Nm)  
Caster Pin

[Download PDF version of :](#)  
**2012 Polaris Ranger 500 Owners Manual**