

#Jenny



Finally I get this ebook, thanks for all these I can get now!

#Rio



Cool! I'am really happy

#Markus Jensen



I did not think that this would work, my best friend showed me this website, and it does! I get my most wanted eBook

#Hun Tsu



wtf this great ebook for free?!

#Che Salsa



My friends are so mad that they do not know how I have all the high quality ebook which they do not!

#Diego Butler



so many fake sites. this is the first one which worked! Many thanks

FILAMENT

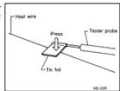
REMOVAL AND INSTALLATION

FILAMENT

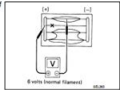
Inspection and Repair

INSPECTION

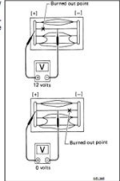
1. When measuring voltage, wrap tin foil around the top of the negative probe. Then press the foil against the wire with your finger.



2. Attach probe circuit tester (in Volt range) to middle portion of each filament.



3. If a filament is burned out, circuit tester registers 0 or battery voltage.
4. To locate burned out point, move probe to left and right along the filament. Test needle will swing out fully when probe passes the point.



REPAIR

REPAIR EQUIPMENT

* Conductive silver composition (Dupont No. 4817 or equivalent)

Revision: 2014 June DEF-04 www.epcatalog.com

[Download PDF version of :](#)
2012 Nissan Leaf Owners Manual